

## KIMMI



### Stool

**Seat and back:** multilayer wooden panel thickness 15 mm  
expanded fireproof polyurethane foam density 50 kg/m<sup>3</sup>, thickness 20 mm.

### Upholstery:

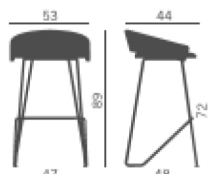


one-colour

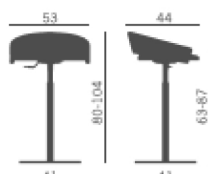


bi-colour

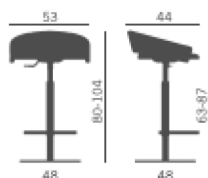
### Frames:



**Fixed sloping sled frame** in steel  $\varnothing$  14x2 ASFORM with footrest. Available in the following versions: white painted (**AB**), black painted (**AN**) or chromed (**ACC**).



**Round base in steel  $\varnothing$  410 mm**, gaslift  $\varnothing$  40 mm. Available in the following versions: white painted (**AB**), black painted (**AN**) or chromed (**ACC**).



**Round base in steel  $\varnothing$  480 mm with footrest.** Available in the following versions: white painted (**AB**), black painted (**AN**) or chromed (**ACC**).

### Certificates:

