

## KRIZIA



Stack multipurpose chair, fixed or swivel, in coloured and transparent polycarbonate.

**Seat-back:** monocoque glossy polycarbonate shell available in the following colours: white, red, moka, black and transparent



The shell is fastened to the frame through 4-special transparent stripes in polycarbonate.

### Versions:



- **polycarbonate glossy shell not upholstered** (not available in transparent)



- **polycarbonate glossy shell with fixed padded/upholstered seat:** glossy outer shell seat with inner-seat padded and upholstered, in polypropylene and padding in fireproof expanded polyurethane density 50 RC, thickness 7 mm.



- **polycarbonate shell with fixed padded/ upholstered inner shell:** glossy outer shell with fully padded and upholstered inner-shell in polypropylene and padding in fireproof expanded polyurethane density 50 RC, thickness 7 mm (not available in transparent)

### Swivel bases:



**APN** 5 star base with steel inner frame 25x30 mm th.2 mm Ø 670 mm, cover in black polypropylene. (Ansi-Bifma X5.1-1993/8)



**AL7** 5-star base in die-cast polished aluminum Ø 650 mm



for **APN** and **AL7**: self-braking soft castors Ø 50 mm



**APS** 5-star base in black reinforced nylon Ø 660 mm



**AL6** 5-star base in die-cast polished aluminum Ø 654 mm.



for **APS**, **APG**, **APW**, **AL6**, **ANN** and **AL9**: self-braking soft castors Ø 65 mm



**APG** 5-star base in grey nylon Ø 675 mm



**APW** 5-star base in white nylon Ø 675 mm



**AL9** 5-star base in die-cast aluminum, aluminium grey painted Ø 650 mm



**ANN** 5 star base in die cast aluminium black painted Ø 654 mm



**AL3** 5-star base in die-cast polished aluminum Ø 654 mm with chromed gaslift



**AL5** 5-star base in die-cast polished aluminum Ø 654 mm with chromed gaslift



for **AL3** and **AL5** self-braking soft castors Ø 65 mm **CHROMED**



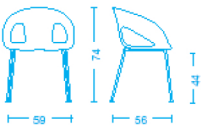
**AWW** 5 star base in die-cast aluminium white painted Ø 654 mm, with **WHITE GASLIFT**.



for **AWW**: self-braking soft castors Ø 65 mm **WHITE**

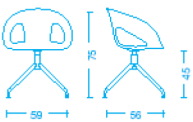
## FRAMES:

### Fixed frames:

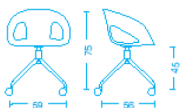


- **4-legs fixed frames in white painted steel (AB), aluminium painted steel (AV) Ø 14x2 ASFORM or chromed (ACC) with adjustable glides**
- **4 legs fixed frame in natural beech or white painted beech**

### Swivel frames :



- **4-legs chromed swivel base** in cone-shaped steel with adjustable **glides**.
- **4-legs white painted swivel base** cone-shaped steel with adjustable **glides**



- **4-legs swivel base in chromed** cone-shaped steel on **chromed castors**.
- **4-legs swivel base in white painted** cone-shaped steel on **chromed castors**.

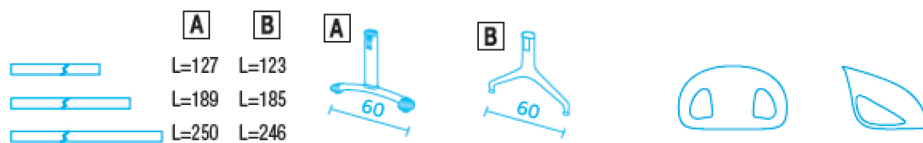


- **rounded chromed pedestal** Ø 480 mm. adjustable in height by gas spring



- **5- stars swivel base (APN, APS, APW, APG, AL5, AL6, AL7, AL3, AL9, ANN, AWW)** with gas spring height adjustment, on castors (or feet)

**Beams:** in aluminium painted steel 80x 40 sp. 1,5 mm, h 43 cm (seat from floor):



**Legs type A in aluminum painted steel**

**Legs type B in die-cast aluminum**



Optional for die-cast aluminum legs type B: **pair of glides fixable to the floor.**



Junction: to join beams



**Top table:** in black MDF



**Top table:** in white or anthracite HPL